

Elliott Nash Limited - Employees Pre Use Ladder/Stepladder Checklist

Ladders - pre use checks - things to look for:

Every time you use a ladder you should do a pre-use check beforehand to make sure that it is safe for use.

A pre use check should be carried out by:

The user;

- At the beginning of the working day.
- After something has changed i.e. ladder dropped or moved from a dirty area to a clean area (check state or condition of feet).
- The benefit of conducting daily pre-use checks is that they provide the opportunity to pick up any immediate/serious defects before they cause an accident.


1. Leaning ladders - things to look for

- **Stiles need to be in good condition - Do not use the ladder** if they are bent or split - the ladder could collapse.



| Section | Revision No | Issue Date | Review Date | Approved |
|---------|-------------|------------|-------------|----------|
| SHE 16 | 1 | July 2011 | July 2012 | Yes/BMP |

- **Check the stiles - Do not use the ladder** if they are bent or damaged - the ladder could buckle or collapse.



- **Check the feet - Do not use the ladder** if they are missing or worn or damaged - the ladder could slip.



| Section | Revision No | Issue Date | Review Date | Approved |
|---------|-------------|------------|-------------|----------|
| SHE 16 | 1 | July 2011 | July 2012 | Yes/BMP |

- **Check the rungs - Do not use the ladder** if they are bent, missing or loose - the ladder could become unstable.



2. Step ladders pre-use checks - things to look for

- **Check the locking bars - Do not use the ladder** if they are bent or the fixings are worn or damaged - the ladder could collapse.




- **Check the feet - Do not use the ladder** if they are missing or worn or damaged - the ladder could slip.



| Section | Revision No | Issue Date | Review Date | Approved |
|---------|-------------|------------|-------------|----------|
| SHE 16 | 1 | July 2011 | July 2012 | Yes/BMP |

- **Check the stepladder platform - Do not use the ladder** if it is split or buckled - the ladder could become unstable or collapse.




- **Check the steps or treads - Do not use the ladder** if they are contaminated - they could be slippery.
- **Check the steps - Do not use the ladder** if the fixings are loose - they could collapse.



| Section | Revision No | Issue Date | Review Date | Approved |
|---------|-------------|------------|-------------|----------|
| SHE 16 | 1 | July 2011 | July 2012 | Yes/BMP |

- **Check the stiles - Do not use the ladder** if they are bent or damaged - the ladder could buckle or collapse.



| Section | Revision No | Issue Date | Review Date | Approved |
|---------|-------------|------------|-------------|----------|
| SHE 16 | 1 | July 2011 | July 2012 | Yes/BMP |